


Centum Electronics Limited
 Regd. Office: No. 44, KHB Industrial Area, Yelahanka New Township, Bangalore - 560 106
 Statement of consolidated unaudited results for the quarter ended 30 June 2013

(Rs in lakhs, except as otherwise stated)

Sl. No.	Particulars	Quarter ended		Year ended	
		2013		2013	
		30 June	31 March	30 June	31 March
		Unaudited	Audited (refer note 2)	Unaudited	Audited
1	Income from operations				
	a. Net sales / income from operation (net of excise duty)	8,914.87	8,780.69	6,037.41	28,260.74
	b. Other operating income	-	-	-	-
	Total income from operations (net)	8,914.87	8,780.69	6,037.41	28,260.74
2	Expenses				
	a. Cost of materials consumed	5,819.74	4,677.18	4,293.19	17,665.96
	b. Changes in inventories of work-in-progress	(660.76)	602.70	(588.49)	(377.57)
	c. Employees benefits expense	960.45	985.11	828.91	3,653.84
	d. Depreciation and amortisation expense	378.33	384.63	384.56	1,549.54
	e. Bad debts written off	-	-	-	1,133.07
	f. Other expenses	952.45	668.39	814.58	2,738.78
	Total expenses	7,450.21	7,318.01	5,732.75	26,363.62
3	Profit/ (loss) from operations before other income, finance cost and exceptional items	1,464.66	1,462.68	304.66	1,897.12
4	Other income	12.46	191.30	34.73	90.51
5	Profit/ (loss) from ordinary activities before finance cost and exceptional item	1,477.12	1,653.98	339.39	1,987.63
6	Finance cost	102.62	100.11	108.67	497.34
7	Profit/ (loss) after finance cost but before exceptional items	1,374.50	1,553.87	230.72	1,490.29
8	Exceptional items	-	-	-	-
9	Profit / (loss) from ordinary activities before tax	1,374.50	1,553.87	230.72	1,490.29
10	Tax expense				
	- Current year	463.65	320.00	180.50	860.00
	- Deferred tax charge / (credit)	(106.29)	(296.83)	(45.14)	(298.55)
	- Minimum alternate tax credit entitlement	-	-	-	(36.29)
11	Net profit / (loss) from ordinary activities	1,017.14	1,530.70	95.36	965.13
12	Extraordinary items (net of tax expense Rs Nil)	-	-	-	-
13	Net profit / (loss) for the period	1,017.14	1,530.70	95.36	965.13
14	Minority interest in subsidiary profit / (loss)	270.93	(439.49)	158.98	37.50
15	Net profit / (loss) from ordinary activities after tax and minority interest	746.21	1,970.19	(63.62)	927.63
16	Paid-up equity share capital (Face value of Rs 10 each)	1,236.52	1,236.52	1,236.52	1,236.52
17	Reserve excluding revaluation reserves as per balance sheet of previous accounting year				8,756.17
18	a) Earnings / (loss) per share (before extraordinary item) (of Rs.10 each, not annualised)				
	Basic (in Rs.)	6.03	15.93	(0.51)	7.50
	Diluted (in Rs.)	6.03	15.86	(0.51)	7.47
	b) Earnings / (loss) per share (after extraordinary item) (of Rs.10 each, not annualised)				
	Basic (in Rs.)	6.03	15.93	(0.51)	7.50
	Diluted (in Rs.)	6.03	15.86	(0.51)	7.47



19	Public shareholding:				
	- Number of shares	4,787,706	4,801,405	4,809,921	4,801,405
	- Percentage of shareholding	38.72%	38.83%	38.90%	38.83%
20	Promoters and promoter group				
	a) Pledged / encumbered				
	- Number of shares	Nil	Nil	Nil	Nil
	- Percentage of shares (as a % of total shareholding of promoter and promoter group)	N.A.	N.A.	N.A.	N.A.
	- Percentage of shares (as a % of the total share capital of the company)	N.A.	N.A.	N.A.	N.A.
	b) Non-encumbered				
	- Number of shares	7,577,477	7,563,778	7,555,262	7,563,778
	- Percentage of shares (as a % of total shareholding of promoter and promoter group)	100%	100%	100%	100%
	- Percentage of shares (as a % of the total share capital of the company)	61.28%	61.17%	61.10%	61.17%

Notes:

- The unaudited results have been reviewed by the Audit Committee of the Board and approved by the Board of Directors of the Company at their meeting held on 7 August 2013. These results includes the results of the subsidiary of the Company, Centum Rakon India Private Limited.
- Figures for the quarter ended 31 March 2013 is the balancing figures between audited figures in respect of full financial year and the published year to date figures up to 31 December 2012. Also, the figures up to the period ended 31 December 2012 was only reviewed and not subjected to audit.
- The results for the quarter 30 June 2013 have been subjected to a "Limited review" by the Statutory Auditors of the Company. An unqualified review report has been issued by them thereon.
- The Company has written off debts amounting to Rs 1,133.07 lakhs during the year ended 31 March 2013 in relation to debts which are currently under litigation.
- The group operates through two segments, Products and Electronic Manufacturing Services.
- Financial results for the quarter and year ended (standalone information):

Particulars	Quarter ended		Year ended	
	2013		2012	2013
	30 June	31 March	30 June	31 March
	Unaudited	Audited (refer note 2)	Unaudited	Audited
a. Net sales / income from operation	5,945.83	5,697.03	3,615.81	18,074.55
b. Profit before tax	1,143.84	649.90	(249.55)	(786.90)
c. Profit after tax	1,035.40	962.63	(229.09)	(575.35)
d. Basic earning per share	8.37	7.79	(1.85)	(4.65)
e. Diluted earning per share	8.36	7.75	(1.85)	(4.63)

- The number of investor complaints received, resolved and pending during the quarter are as follows:


Number of complaints pending at the beginning of the quarter	Nil
Number of complaints received during the quarter	1
Number of complaints resolved during the quarter	1
Number of complaints pending at the end of the quarter	Nil

- Previous period's figures have been regrouped and reclassified, wherever necessary to conform to current period's presentation.

Place: Bangalore
Date: 07 August 2013

For Centum Electronics Limited


mv
Apparao V Mallavarapu
Chairman & Managing Director



Centum Electronics Limited
 Regd. Office: No. 44, KHB Industrial Area, Yelahanka New Township, Bangalore - 560 106
 Segment wise revenue, results and capital employed

(Rs in lakhs, except as otherwise stated)

Sl. No.	Particulars	Quarter ended		Year ended	
		2013		2012	
		30 June	31 March	30 June	31 March
		Unaudited	Audited (refer note 2)	Unaudited	Audited
1	Segment Revenue				
	(1) Products	4,589.56	4,661.74	2,981.72	14,277.09
	(2) Electronics Manufacturing Services	4,340.85	4,126.64	3,068.94	14,035.32
	(3) Unallocable				
	Total	8,930.41	8,788.38	6,050.66	28,312.41
	Less : Inter segment revenue	15.54	7.69	13.25	51.67
	Net sales/income from operations	8,914.87	8,780.69	6,037.41	28,260.74
2	Segment results (profit)(+)/loss(-) before tax and interest from each segment)				
	(1) Products	1,356.65	1,450.84	355.11	3,140.05
	(2) Electronics Manufacturing Services	120.19	155.79	(94.50)	(1,410.79)
	Total	1,476.84	1,606.63	260.61	1,729.26
	Less :				
	(i) Interest	102.62	100.12	108.65	497.34
	(ii) Other unallocable expenditure net off unallocable income	(0.28)	(47.36)	(78.76)	(258.37)
	Total profit before tax	1,374.50	1,553.87	230.72	1,490.29
3	Capital employed (segment assets-segment)				
	(1) Products	4,696.05	5,200.24	3,971.11	5,200.24
	(2) Electronics Manufacturing Services	2,863.67	2,802.21	4,252.61	2,802.21
	(3) Unallocated	3,145.57	1,990.24	1,317.92	1,990.24
	Total	10,705.29	9,992.69	9,541.64	9,992.69



m. A. Rao

BSR & Co.

(Registered)

Chartered Accountants

Maruthi Info-Tech Centre
11-12/1 Inner Ring Road
Koramangala
Bangalore 560 071 India

Telephone: +91 80 3980 6000
Fax: +91 80 3980 6999


Limited Review report to the Board of Directors of Centum Electronics Limited

- 1 We have reviewed the accompanying statement of unaudited consolidated financial results of Centum Electronics Limited ("the Company") for the quarter ended 30 June 2013 except for the disclosures regarding 'Public Shareholding' and 'Promoter and Promoter Group Shareholding' which have been traced from disclosures made by the Management and have not been audited by us. This Statement is the responsibility of the Company's Management and has been approved by the Board of Directors at their meeting held on 7 August 2013. Our responsibility is to issue a report on these financial results based on our review.
- 2 We conducted our review in accordance with the Standard on Review Engagement (SRE) 2410, "Review of Interim Financial Information Performed by the Independent Auditor of the Entity" issued by the Institute of Chartered Accountants of India. This standard requires that we plan and perform the review to obtain moderate assurance as to whether the financial statements are free of material misstatement. A review is limited primarily to inquiries of company personnel and analytical procedures applied to financial data and thus provide less assurance than an audit. We have not performed an audit and accordingly, we do not express an audit opinion. Attention is drawn to the fact that the figures for the 3 months ended 31 March 2013 as reported in these financial results are the balancing figures between audited figures in respect of the full previous financial year and the published year to date figures upto the third quarter of the previous financial year. The figures upto the end of the third quarter of previous financial year had only been reviewed and not subjected to audit.
- 3 Based on our review conducted as above nothing has come to our notice that causes us to believe that the accompanying statement of unaudited consolidated financial results, prepared in accordance with accounting standards notified by Companies (Accounting Standards) Rules, 2006, as amended, and other recognised accounting practices and policies, has not disclosed the information required to be disclosed in terms of Clause 41 of the Listing Agreement including the manner in which it is to be disclosed, or that it contains any material misstatement.

for BSR & Co.

Chartered Accountants

Firm's registration number: 101248W



Supreet Sachdev

Partner

Membership Number: 205385

Bangalore

Date: 7 August 2013